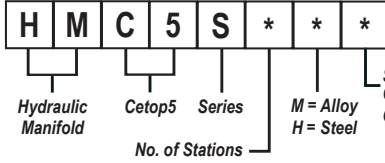





# HMC5S \*\*\*

# Manifold - Cetop5 - Series



S = Sun Relief Cavity T10-A  
 C = Common Relief Cavity C10-2  
 Omit If Relief Not Required  
 M = Alloy  
 H = Steel



### Specifications

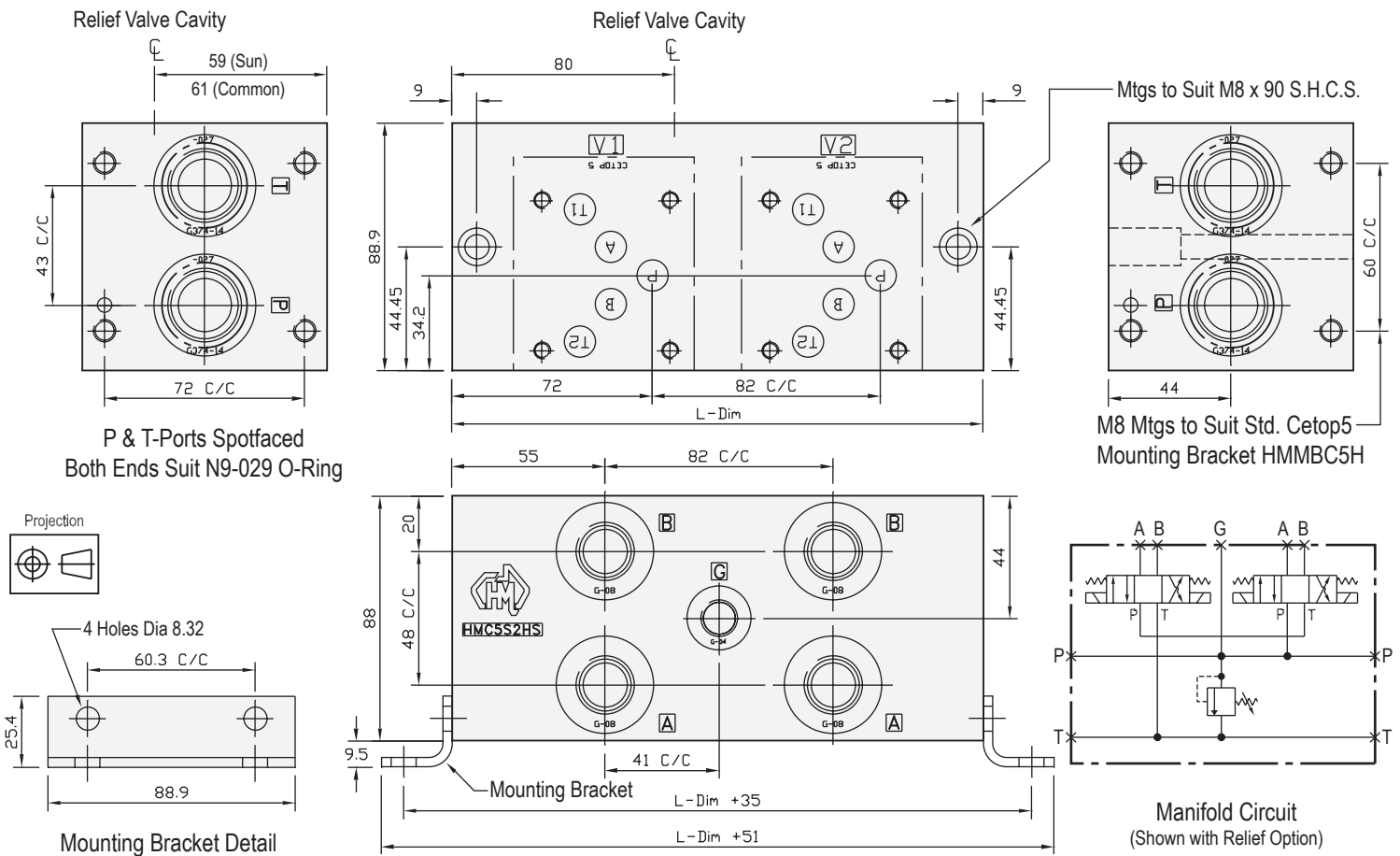
Material :	Alloy 6061-T6	Steel - S1214
Max. Working Pressure :	Alloy - 210 Bar	Steel - 350 Bar
Surface Treatment :	Alloy - Nil	Steel - Zinc Gold Passivation
Port Sizes :	P & T - 3/4" BSPP	A & B - 1/2" BSPP G - 1/4" BSPP

### Included Components

Mounting Brackets :	2 each HMMBC5H
Hex. Head Cap Screws :	8 each M8 x 16
Socket Head Cap Screws :	2 each M8 x 90 (Inc. 2 x M8 Nuts)
Flat Washers :	8 each M8
O-Rings : (For Module Mtg)	2 each N9-029

### Technical Details

Valve Interface Mtg Threads M6



#### Manifold - Without Relief Cavity

Part Number	Steel	
	L Dim	Nominal Mass Kg
HMC5S2H	191	11.1
HMC5S3H	273	16.3
HMC5S4H	355	21.5
HMC5S5H	363	26.8
HMC5S6H	445	32.3

#### Alloy

Part Number	Alloy	
	L Dim	Nominal Mass Kg
HMC5S2M	191	4.1
HMC5S3M	273	5.6
HMC5S4M	355	7.1
HMC5S5M	363	8.8
HMC5S6M	445	10.2

#### Manifold - With Relief Cavity

Part Number	Steel		Part Number	Alloy	
HMC5S2H *	S or C		HMC5S2M *	S or C	
HMC5S3H *	S or C		HMC5S3M *	S or C	
HMC5S4H *	S or C		HMC5S4M *	S or C	
HMC5S5H *	S or C		HMC5S5M *	S or C	
HMC5S6H *	S or C		HMC5S6M *	S or C	

#### Multiple Relief Cavities - Optional

3 Station and Above Can be Manufactured on Request  
 1 & 2 Stations - Cavity Module Sold Separately HMC5H\*

4 to 8 STATION MANIFOLDS MADE TO ORDER

RELIEF VALVES SOLD SEPARATELY

SUN RELIEF VALVE	RPEC-LAN	(Suits Alloy)
SUN RELIEF VALVE	RPEC-LCN	(Suits Steel)
COMMON RELIEF VALVE	RP100-ABN	(Suits Alloy)
COMMON RELIEF VALVE	RP100-ACN	(Suits Steel)